

Compleo eCHARGE+

Instructions for use

General



Public charging has never been easier

- Find charging stations near you or at specific address
- Filter the map for charging stations that are relevant for you
- Get the availability of the charging points in real time

Choose from different payment methods

- Contract-based
- Direct Payment (Credit Card, PayPal, paydirekt)

Next level personalization

- App branding and word modules
- Hybrid app architecture

Compleo eCHARGE+ app is free of charge

- No registration required for public charging stations
- Easy download on the App Store and on Google Play



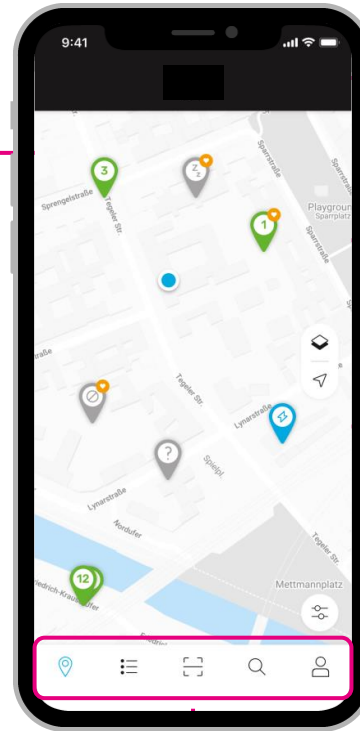
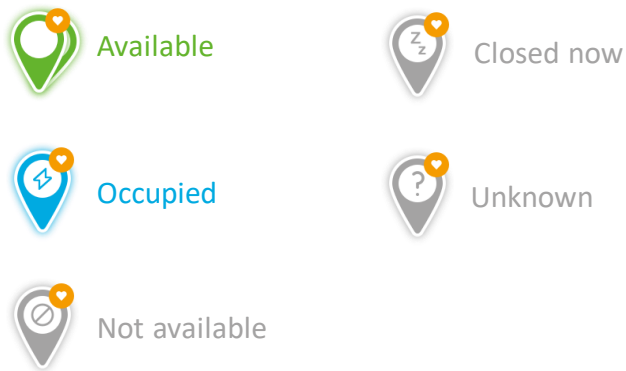
General



Quick Walkthrough:

Never miss a charging station. Next to the map view, the intelligent **list view** shows nearby charging stations.

State of charging points easy to detect through **intuitive map pins**.



Unique QR-Code and **charging point number scanner**.

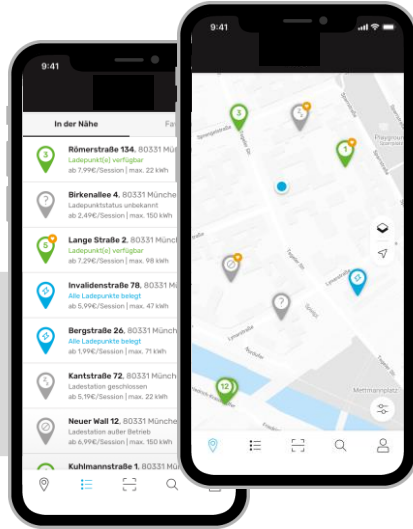
The search function **helps you to plan your trips** and drive to specific charging points.

Use the **filter function** to see only relevant charging stations.

In the **“profile menu”** you can check your charging history, add payment methods and get support.

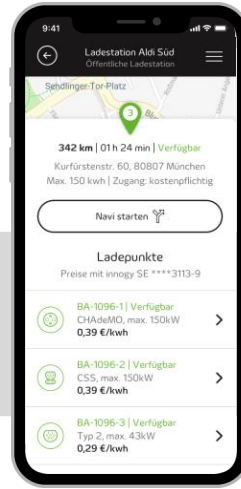
Tabbar provides **quick navigation** through app.

Public Charging



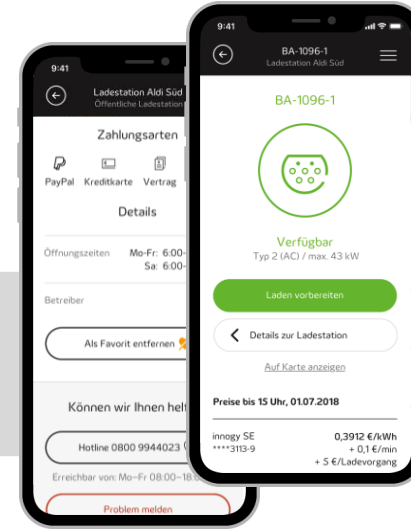
01

- Find charging stations near you or at a specific address.
- Filter the map according to the charging stations relevant to you.
- Use **map** or **list view**.



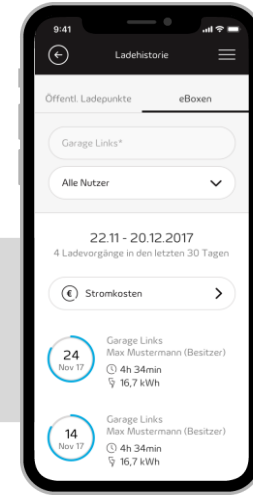
02

- Check the **availability** of charging points in **real time**.
- Get **comprehensive information** about charging station.
- See the **best price** based on the configured payment method.



03

- Add your **preferred payment method** once and start charging even faster in the future.
- **Pay conveniently** with PayPal, credit card, giro pay (paydirekt) or your charging contract directly via the app.



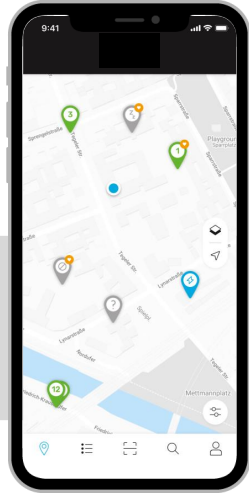
04

- **Never miss the charging costs**, all price modules are transparent and shown before the charging process.
- Always keep an eye on **active charging processes** and track the **charging history**.

Contract Handling

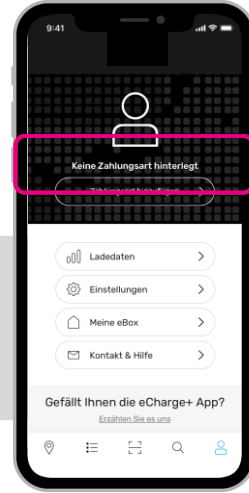


01



Open the “**profile menu**” located right in the Tabbar.

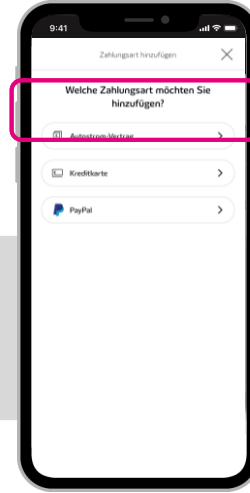
02



Select “**Add payment method**” at the top if none is defined yet.

Further payment methods can be defined in the settings.

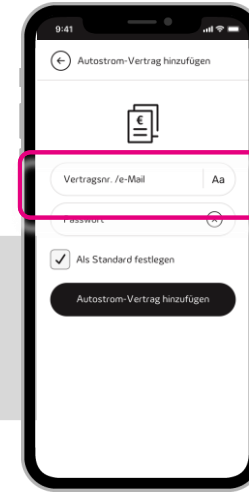
03



Choose “**AutoStrom Vertrag**” and continue.

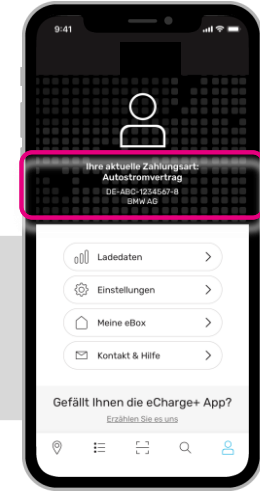
Proceed the same way if you wish to define another payment method.

04



Fill in your Contract ID (**EMAID**) or your email address and complete the setup by entering your **password**.

05



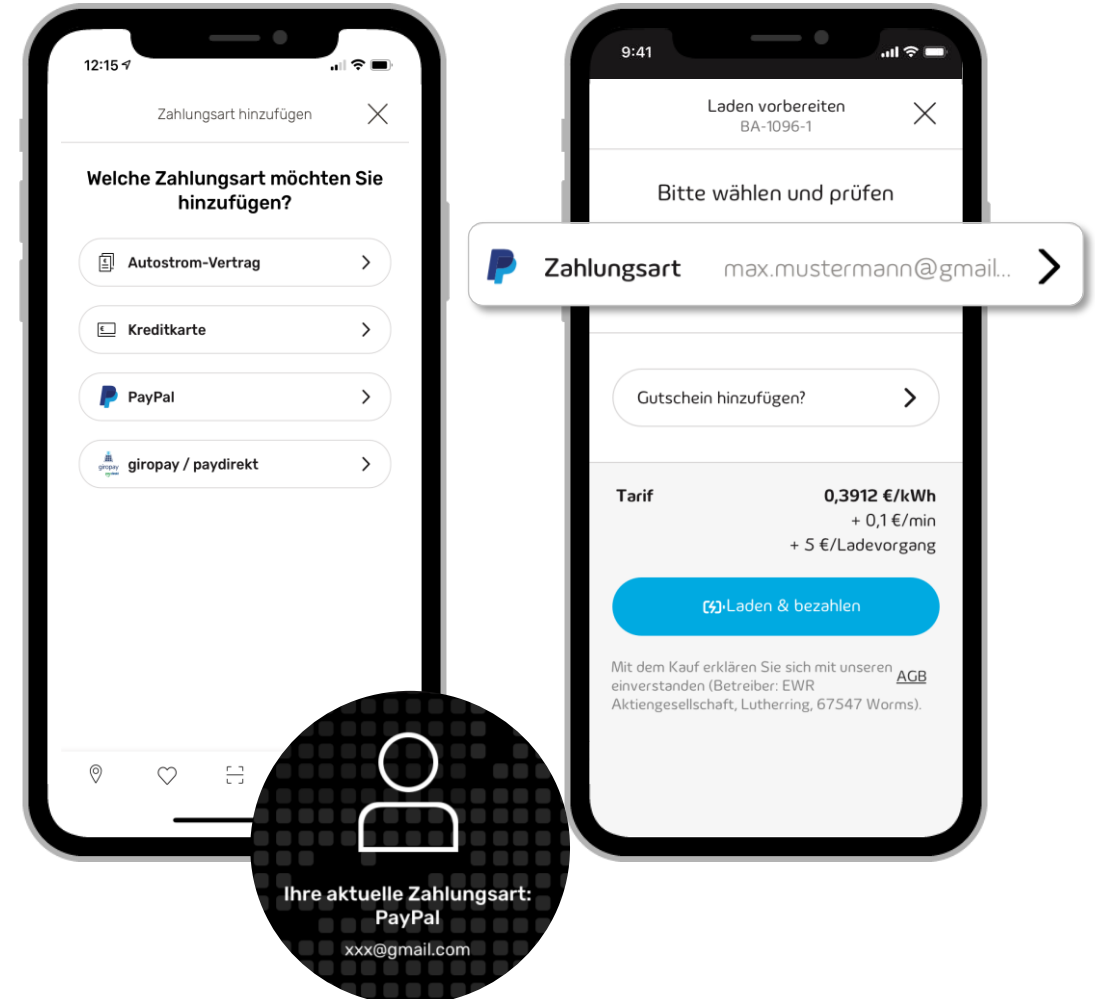
Charging sessions can now be **activated** via your contract.

The app is automatically transferred to the **design of your provider**.

Direct Payment



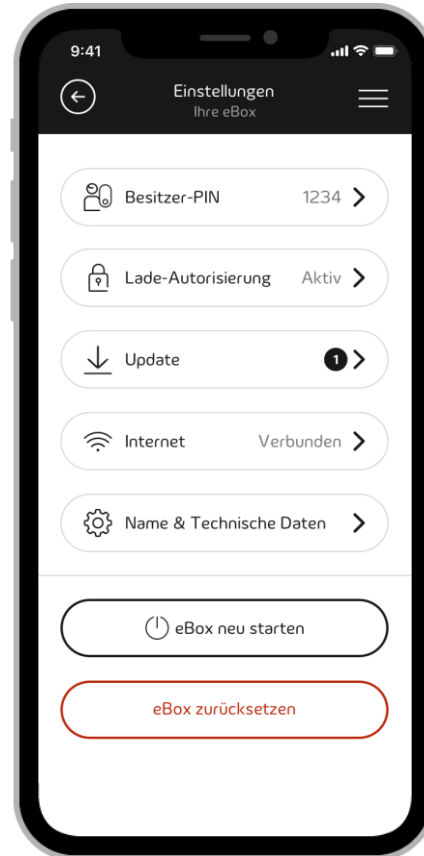
- 01 Use the “**profile menu**” item to configure your payment method.
- 02 Select “**Add payment method**” to configure a new payment method.
- 03 Credit Card, PayPal and giropay (paydirekt) are available for **Direct Payment**.
- 04 Enter your **payment information** and store your **billing address** for charging directly in the app.
- 05 In the “**prepare charging**” step, select your type of payment.
- 06 The **price is displayed at the charging station details** if Direct Payment is supported at the respective charging point.



Home Charging



- 01 Open the menu and select “**Home charging**” to **start the configuration**.
- 02 **Define a pin** to unlock the eBOX touch.
- 03 **Protect your eBOX** from being used by unauthorized users.
- 04 You will be notified when **software updates** are **available** – easy installation via the app.
- 05 Change the **internet connection** (WiFi or LAN).
- 06 Get **all necessary information** about your eBOX when you need it.



Highlights:

- **Always connected:** As the owner or co-user of a private charging box (eBOX smart, eBOX professional or eBOX touch) you can link your eBOX to the eCHARGE+ app.
- **Easy configuration:** Configure and manage your charging box conveniently from your living room via an internet connection.
- **Close monitoring:** Benefit from further development of intelligent functions that automate your eBOX control more closely.
- **Customized:** Adapt it to your personal needs.

03/2022
Document Center:



Compleo Charging Technologies GmbH
Oberste-Wilms-Straße 15a
D-44309 Dortmund
www.compleo-cs.com

